

HPS / 150 - 400 watts

MH / 175 - 400 watts

PS / 200 - 400 watts



Application

Great for lighting building facades, displays, signs, or for general security lighting purposes

Features

- Die-cast housing with hinged door frame for easy relamping (lamp included)
- Textured bronze finish
- Tempered glass lens
- UL listed for wet locations

ORDERING INFORMATION

Catalog #	Watts	Volts	HI Ballast Model #	Ballast	ANSI	Lamp Part #
LFL-150-HPS-120	150 HPS	120	S0150-02C-111-E	R-NPF	S55	LU150/55
LFL-150-HPS-4T	150 HPS	4T	S0150-71C-511-DE	HX-HPF	S55	LU150/55
LFL-250-HPS-4T	250 HPS	4T	S0250-71C-211-DE	CWA	S50	LU250
LFL-250-HPS-5T	250 HPS	5T	S0250-81C-211-DE	CWA	S50	LU250
LFL-250-HPS-480	250 HPS	480	S0250-11C-211-DE	CWA	S50	LU250
LFL-400-HPS-4T	400 HPS	4T	S0400-71C-211-CE	CWA	S51	LU400
LFL-400-HPS-5T	400 HPS	5T	S0400-81C-211-DE	CWA	S51	LU400
LFL-400-HPS-480	400 HPS	480	S0400-11C-211-CE	CWA	S51	LU400
LFL-175-MH-4T	175 MH	4T	M0175-71C-212-D	CWA	M57	MH175/U
LFL-175-MH-5T	175 MH	5T	M0175-81C-211-D	CWA	M57	MH175/U
LFL-250-MH-4T	250 MH	4T	M0250-71C-211-D	CWA	M58	MH250/U
LFL-250-MH-5T	250 MH	5T	M0250-81C-211-D	CWA	M58	MH250/U
LFL-400-MH-4T	400 MH	4T	M0400-71C-212-D	CWA	M59	MH400/U
LFL-400-MH-5T	400 MH	5T	M0400-81C-211-D	CWA	M59	MH400/U
LFL-200-PS-4T	200 PS	4T	M0200-71C-611-CE	PS-CWA	M136	MH200/U/PS
LFL-250-PS-4T	250 PS	4T	M0250-71C-611-DE	PS-CWA	M153	MH250/BU/PS
LFL-320-PS-4T	320 PS	4T	M0320-71C-611-DE	PS-CWA	M154	MH320/BU/PS
LFL-350-PS-4T	350 PS	4T	M0350-71C-611-DE	PS-CWA	M131	MH350/BU/PS
LFL-400-PS-4T	400 PS	4T	M0400-71C-611-DE	PS-CWA	M155	MH400/BU/PS

ACCESSORIES

Catalog #	Description
LFLWG	Wire guard with stainless steel construction
LFLGS	Glare shield that can be reverse mounted to use as a back cutoff
LFLVG	Vandal resistant, clear polycarbonate PC guard
LFLB	Baffle with a black powder-coat finish
FLPTM	Bronze finished pole tenon mount that fits over 2" pipe or tenon (use with swivel bracket)
MFSB	Stamped, two-piece swivel bracket in a bronze finish
MFLSF	Bronze-finished die-cast slip fitter with mounting hardware and angle indicators

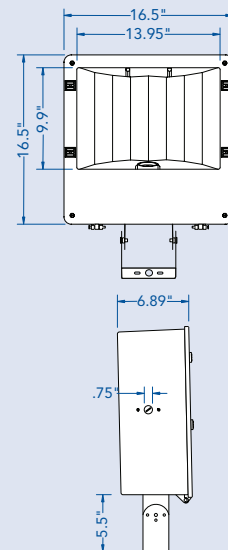
FACTORY INSTALLED OPTIONS

Catalog #	Watts	Accessory Code *
MFSB	Stamped, two-piece swivel bracket in a bronze finish	A
MFLSF	Bronze-finished die-cast slip fitter with mounting hardware and angle indicators	B

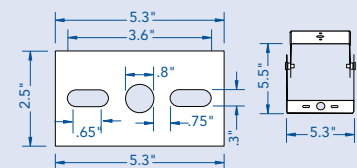
* When ordering, include the Accessory Code with the catalog number (e.g., LFL-150-HPS-120-A)

• Specifications are subject to change without notice.

DIMENSIONS

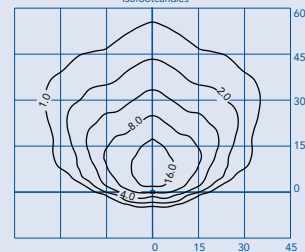


MOUNTING DETAIL



PHOTOMETRICS

400W MH @ 15' Mounting Height
and aimed 30° Below Horizontal
Isofootcandles



Lighting for life.

HOWARD
LIGHTING PRODUCTS